

# Stackable CUBERS



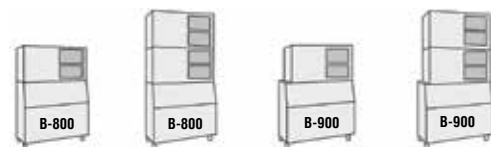
## KM-1900S\_J(Z)(3)

48"W X 27 3/8"D X 36 7/16"H

Model	Electrical	Lbs. per 24 hours		kWh per 100 Lbs.	Shipping Weight	List F.O.B. Griffin
		90°A / 70°W	70°A / 50°W			
<b>KM-1900SAJ*</b>	208-230V/60/1	1675	1875	3.9	415 Lbs.	<b>\$20,320</b>
<b>KM-1900SWJ</b>	208-230V/60/1	1875	1880	3.2	415 Lbs.	<b>\$20,440</b>
<b>KM-1900SRJZ*</b>	208-230V/60/1	1700	1933	3.9	415 Lbs.	<b>\$20,180</b>
<b>KM-1900SAJ3*</b>	208-230V/60/3	1700	1933	3.9	415 Lbs.	<b>\$20,440</b>
<b>KM-1900SWJ3</b>	208-230V/60/3	1675	1865	3.9	415 Lbs.	<b>\$20,990</b>
<b>KM-1900SRJZ3*</b>	208-230V/60/3	1700	1933	3.9	415 Lbs.	<b>\$20,320</b>



Use URC-22FZ Condenser for Remote Air-Cooled Unit



48 x 32 1/2 x 82 7/16    48 x 32 1/2 x 119 7/8    52 x 32 1/2 x 82 7/16    52 x 32 1/2 x 119 7/8

Dimensions shown in W x D x H include Bins. See TOP KIT MATRIX (pg 36) for top kit options based on bin size.



## KM-2200S\_J(Z)(3)

48"W X 27 3/8"D X 36 7/16"H

Model	Electrical	Lbs. per 24 hours		kWh per 100 Lbs.	Shipping Weight	List F.O.B. Griffin
		90°A / 70°W	70°A / 50°W			
<b>KM-2200SWJ3</b>	208-230V/60/3	2200	2221	3.11	400 Lbs.	<b>\$25,050</b>
<b>KM-2200SRJZ3*†</b>	208-230V/60/3	2075	2206	3.75	400 Lbs.	<b>\$25,050</b>



Use URC-22FZ Condenser for Remote Air-Cooled Unit



48 x 32 1/2 x 82 7/16    48 x 32 1/2 x 119 7/8    52 x 32 1/2 x 82 7/16    52 x 32 1/2 x 119 7/8

Dimensions shown in W x D x H include Bins. See TOP KIT MATRIX (pg 36) for top kit options based on bin size.





# Modular/Stackable CUBERS



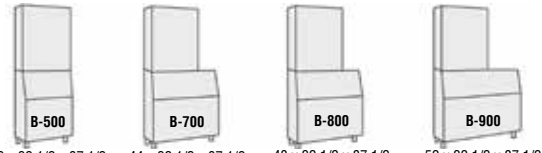
## KM-2600S\_JZ(3)

48"W X 27 3/8"D X 36 7/16"H

Model	Electrical	Lbs. of Ice per 24 hours 90°A / 70°W   70°A / 50°W	kWh per 100 Lbs.	Shipping Weight	List F.O.B. Griffin	
<b>KM-2600SWJ3</b>	208-230V/60/3	2480	2482	3.6	440 Lbs.	<b>\$28,450</b>
<b>KM-2600SRJZ3*</b>	208-230V/60/3	2580	2617	3.61	440 Lbs..	<b>\$27,250</b>



Use URC-26JZ Condenser for Remote Air-Cooled Unit



30 x 32 1/2 x 87 1/2    44 x 32 1/2 x 87 1/2    48 x 32 1/2 x 87 1/2    52 x 32 1/2 x 87 1/2

Dimensions shown in W x D x H include Bins. See TOP KIT MATRIX (pg 36) for top kit options based on bin size.



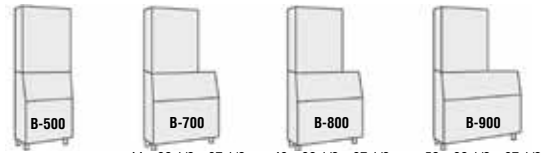
## KMH-2100S\_J(Z)(3)

36"W X 40"D X 36 7/16"H

Model	Electrical	Lbs. per 24 hours 90°A / 70°W   70°A / 50°W	kWh per 100 Lbs.	Shipping Weight	List F.O.B. Griffin	
<b>KMH-2100SWJ3</b>	208-230V/60/3	2000	2060	2.92	415 Lbs.	<b>\$24,110</b>
<b>KMH-2100SRJZ*</b>	208-230V/60/3	1850	2034	3.75	415 Lbs.	<b>\$23,790</b>
<b>KMH-2100SRJZ3*</b>	208-230V/60/3	1925	2026	3.67	415 Lbs.	<b>\$23,920</b>



Use URC-22FZ Condenser for Remote Air-Cooled Unit



30 x 32 1/2 x 87 1/2    44 x 32 1/2 x 87 1/2    48 x 32 1/2 x 87 1/2    52 x 32 1/2 x 87 1/2

Dimensions shown in W x D x H include Bins. See TOP KIT MATRIX (pg 36) for top kit options based on bin size.



## KMD-410M\_J

22"W X 24"D X 24"H

Model	Electrical	Lbs. of Ice per 24 hours 90°A / 70°W   70°A / 50°W	kWh per 100 Lbs.	Shipping Weight	List F.O.B. Griffin	
<b>KMD-410MAJ</b>	115-120V/60/1	351	418	5.7	161 Lbs.	<b>\$7,630</b>
<b>KMD-410MWJ</b>	115-120V/60/1	382	440	4.3	163 Lbs.	<b>\$7,970</b>



22 x 30 1/2 x 35 3/8    22 x 32 1/2 x 68 1/8

Dimensions shown in W x D x H include Bins. See TOP KIT MATRIX (pg 36) for top kit options based on bin size.

