

Modular CUBERS



KM-350M_J

22"W X 27 3/8"D X 28"H (6" Legs Included)

Model	Electrical	Lbs. of Ice per 24 hours 90°A / 70°W 70°A / 50°W		kWh per 100 Lbs.	Shipping Weight	List F.O.B. Griffin
KM-350MAJ*	115V/60/1	393	489	5.4	175 Lbs.	\$7,770
KM-350MWJ	115V/60/1	383	414	4.9	175 Lbs.	\$7,860



Filter

KM-520M_J(Z)

22"W X 27 3/8"D X 28"H (6" Legs Included)

Model	Electrical	Lbs. of Ice per 24 hours 90°A / 70°W 70°A / 50°W		kWh per 100 Lbs.	Shipping Weight	List F.O.B. Griffin
KM-520MAJ*	115V/60/1	480	556	4.7	175 Lbs.	\$8,310
KM-520MWJ	115V/60/1	444	474	4.7	175 Lbs.	\$8,470
KM-520MRJZ*	115V/60/1	495	547	4.8	175 Lbs.	\$8,150



Filter

Model	Electrical	Lbs. of Ice per 24 hours 90°A / 70°W 70°A / 50°W		kWh per 100 Lbs.	Shipping Weight	List F.O.B. Griffin
KM-520MAJ-E	220-240V/50/1	197	238	4.9	68 kgs.	\$8,520

Use URC-5FZ Condenser for Remote Air-Cooled Unit

KM-660M_J(Z)

22"W X 27 3/8"D X 28"H (6" Legs Included)

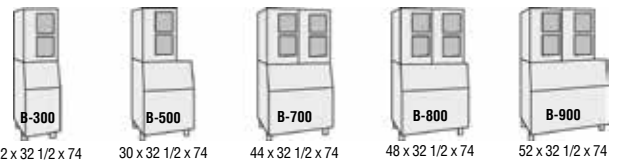
Model	Electrical	Lbs. of Ice per 24 hours 90°A / 70°W 70°A / 50°W		kWh per 100 Lbs.	Shipping Weight	List F.O.B. Griffin
KM-660MAJ	115V/60/1	560	650	5.1	180 Lbs.	\$9,440
KM-660MWJ	115V/60/1	668	669	4.3	180 Lbs.	\$9,740
KM-660MRJZ*	115V/60/1	495	547	5.25	180 Lbs..	\$9,310



Filter

Model	Condenser	Lbs. of Ice per 24 hours 32°A / 21°W 21°A / 10°W		kWh per 100 Lbs.	Shipping Weight	List F.O.B. Griffin
KM-660MAJ-E	220-240V/50/1	262	280	4.9	68 kgs.	\$9,700

Use URC-5FZ Condenser for Remote Air-Cooled Unit



22 x 32 1/2 x 74 30 x 32 1/2 x 74 44 x 32 1/2 x 74 48 x 32 1/2 x 74 52 x 32 1/2 x 74

Dimensions shown in W x D x H include Bins. See TOP KIT MATRIX (pg 36) for top kit options based on bin size.

applies to all models on this page



*†Rated in accordance with AHRI Standard 820(I-P). Capacity based on 100% of total volume x 30 lb/ft³ average density of ice.



Accessories in the back or [CLICK HERE](#)



Modular CUBERS



KM-901M_J(Z)(3)

30"W X 27 3/8"D X 32 1/2"H

Model	Electrical	Lbs. of Ice per 24 hours 90°A / 70°W 70°A / 50°W	kWh per 100 Lbs.	Shipping Weight	List F.O.B. Griffin	
KM-901MAJ	208-230V/60/1	753	905	5.0	260	\$12,770
KM-901MWJ	208-230V/60/1	870	950	3.6	250	\$13,060
KM-901MRJZ*	208-230V/60/3	780	900	4.75	255	\$12,530
KM-901MRJZ3*	208-230V/60/3	830	927	4.40	250	\$12,970



Filter

Use URC-14FZ Condenser for Remote Air-Cooled Unit

KM-1100M_J(Z)

30"W X 27 3/8"D X 32 1/2"H

Model	Electrical	Lbs. of Ice per 24 hours 90°A / 70°W 70°A / 50°W	kWh per 100 Lbs.	Shipping Weight	List F.O.B. Griffin	
KM-1100MAJ	208-230V/60/1	935	1087	4.9	290 Lbs.	\$14,640
KM-1100MWJ	208-230V/60/1	1006	1073	4.0	280 Lbs.	\$14,510
KM-1100MRJZ	208-230V/60/1	1030	1156	4.5	272 Lbs.	\$14,110



Filter

Use URC-14FZ Condenser for Remote Air-Cooled Unit



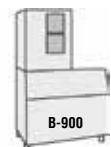
30 x 32 1/2 x 78 1/2



44 x 32 1/2 x 78 1/2



48 x 32 1/2 x 78 1/2



52 x 32 1/2 x 78 1/2

Dimensions shown in W x D x H include Bins. See TOP KIT MATRIX (pg 36) for top kit options based on bin size.



Accessories in the back or [CLICK HERE](#)

Modular CUBERS



KM-1301S_J(Z)(3)

48"W X 27 3/8"D X 27 3/8"H



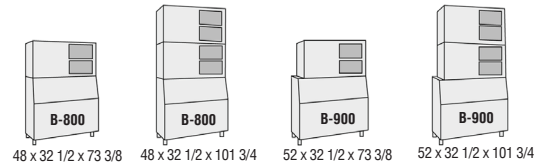
Model	Electrical	Lbs. of Ice per 24 hours 90°A / 70°W 70°A / 50°W		kWh per 100 Lbs.	Shipping Weight	List F.O.B. Griffin
KM-1301SAJ	208-230V/60/1	1301	1365	4.27	338 Lbs.	\$16,150
KM-1301SWJ	208-230V/60/1	1230	1247	3.76	335 Lbs.	\$16,270
KM-1301SRJZ	208-230V/60/1	1260	1400	4.28	335 Lbs.	\$16,000
KM-1301SRJZ3*	208-230V/60/3	1260	1400	4.28	335 Lbs.	\$16,130
KM-1301SAJ3*	208-230V/60/3	1350	1427	3.95	338 Lbs.	\$16,270
KM-1301SWJ3	208-230V/60/3	1355	1360	3.25	335 Lbs.	\$16,720

Model	Electrical	Lbs. of Ice per 24 hours 32°A / 21°W 21°A / 10°W		kWh per 100 Lbs.	Shipping Weight	List F.O.B. Griffin
KM-1301SAJ-E	220-230V/50/1	261	329	4.5	70 Kgs.	\$17,010



Filter

Use URC-14FZ Condenser for Remote Air-Cooled Unit



Dimensions shown in W x D x H include Bins. See TOP KIT MATRIX (pg 36) for top kit options based on bin size.

KM-1340M_J(Z)(3)

30"W X 27 3/8"D X 41 1/2" H

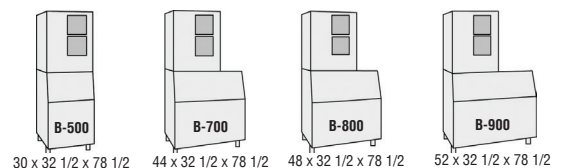


Model	Electrical	Lbs. of Ice per 24 hours 90°A / 70°W 70°A / 50°W		kWh per 100 Lbs.	Shipping Weight	List F.O.B. Griffin
KM-1340MAJ	208-230V/60/1	1089	1275	4.81	315 Lbs.	\$16,120
KM-1340MWJ	208-230V/60/1	1280	1323	3.6	315 Lbs.	\$16,250
KM-1340MRJZ	208-230V/60/1	1371	1177	4.54	289 Lbs.	\$16,020
KM-1340MRJZ3*	208-230V/60/3	1266	1266	4.12	289 Lbs.	\$16,250



Filter

Use URC-14FZ Condenser for Remote Air-Cooled Unit



Dimensions shown in W x D x H include Bins. See TOP KIT MATRIX (pg 36) for top kit options based on bin size.





Modular/Stackable CUBERS



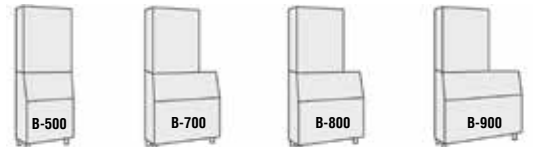
KM-1601MRJZ(3)

30"W X 27 3/8"D X 41 5/8"H

Model	Electrical	Lbs. of Ice per 24 hours 90°A / 70°W 70°A / 50°W	kWh per 100 Lbs.	Shipping Weight	List F.O.B. Griffin
KM-1601MRJZ	208-230V/60/1	1550	1594	4.35 316 Lbs.	\$18,650
KM-1601MRJZ3	208-230V/60/3	1550	1653	4.09 316 Lbs.	\$19,030



Use URC-22FZ Condenser for Remote Air-Cooled Unit



30 x 32 1/2 x 87 1/2 44 x 32 1/2 x 87 1/2 48 x 32 1/2 x 87 1/2 52 x 32 1/2 x 87 1/2

Dimensions shown in W x D x H include Bins. See TOP KIT MATRIX (pg 36) for top kit options based on bin size.

KM-1601S_J(Z)(3)

48"W X 27 3/8"D X 27 3/8"H



Model	Electrical	Lbs. of Ice per 24 hours 90°A / 70°W 70°A / 50°W	kWh per 100 Lbs.	Shipping Weight	List F.O.B. Griffin
KM-1601SAJ	208-230V/60/1	1433	1513	4.24 345 Lbs.	\$18,760
KM-1601SWJ	208-230V/60/1	1650	1660	3.30 335 Lbs.	\$18,810
KM-1601SRJZ*	208-230V/60/1	1600	1640	3.96 315 Lbs.	\$18,350
KM-1601SAJ3	208-230V/60/3	1414	1513	4.40 350 Lbs.	\$19,250
KM-1601SWJ3	208-230V/60/3	1660	1671	3.32 345 Lbs.	\$18,930
KM-1601SRJZ3†	208-230V/60/3	1600	1635	4.14 355 Lbs.	\$18,760



Use URC-22FZ Condenser for Remote Air-Cooled Unit



48 x 32 1/2 x 73 3/8 48 x 32 1/2 x 101 3/4 52 x 32 1/2 x 73 3/8 52 x 32 1/2 x 101 3/4

Dimensions shown in W x D x H include Bins. See TOP KIT MATRIX (pg 36) for top kit options based on bin size.



Accessories in the back or [CLICK HERE](#)